

HKSH Clinical Neuroscience Centre

HKSH Neurology Centre
HKSH Neurosurgery Centre
HKSH Neurophysiology Service

Happy Valley

Hong Kong Sanatorium & Hospital
3/F, Central Block
2 Village Road, Happy Valley, Hong Kong
Tel: (852) 2835 7689
Fax: (852) 2892 7569
neurology@hksh-hospital.com
www.hksh-hospital.com
Consultation by Appointment



HKSH Clinical Neuroscience Centre



For enquiries and appointments,
please contact us




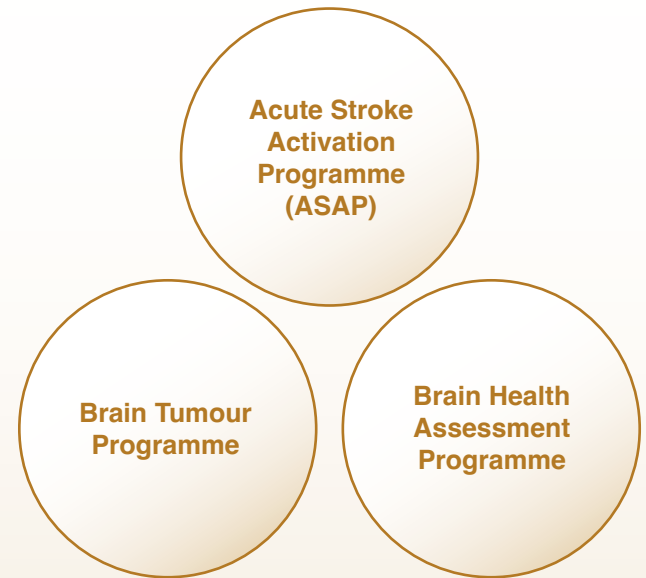
Established in September 2021, **HKSH Clinical Neuroscience Centre** provides one-stop multidisciplinary care and treatments of wide-ranging nervous system disorders with professional excellence.

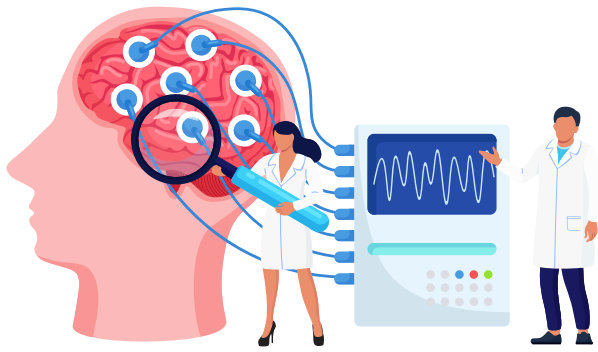
HKSH Clinical Neuroscience Centre fosters collaboration among different specialty disciplines within HKSH Medical Group. It also promotes quality, evidence-based, patient-centred care through clinical service, training, development and research in partnership with universities as well as public and private medical institutions.

HKSH Clinical Neuroscience Centre brings together a team of in-house professionals with experience in the following neuroscience disciplines:

- Neurology
- Neurosurgery
- Neurophysiology
- Neuro-oncology
- Neurointensive care
- Neurorehabilitation
- Neuro-ophthalmology
- Neurogenetics
- Neurological nursing
- Physiotherapy, occupational therapy, speech therapy
- Neuropsychology

A number of multidisciplinary programmes have been developed to pioneer its services:





What is Clinical Neuroscience?

The nervous system includes the brain, spinal cord, peripheral nerves and muscles. It is responsible for receiving and analysing information from our environment and controlling our body's responses and actions. It has a complex structure and intricate function but can be vulnerable to various disease processes. Timely assessment and treatment by a team of specialists with expertise in different neuroscience disciplines are therefore crucial to accurate diagnosis and favourable prognosis.

Common Disorders Affecting the Nervous System

- Stroke and cerebrovascular diseases (including vascular stenosis, aneurysm, arteriovenous malformation, arteriovenous fistula)
- Brain and spinal cord tumours
- Dementia
- Hydrocephalus
- Parkinson's disease and movement disorders (including choreoathetosis, dystonia, hemifacial spasm)
- Epilepsy
- Disorders of the peripheral and cranial nerves (including peripheral neuropathy, carpal tunnel syndrome, Bell's palsy)
- Headaches and nerve pain (including migraine, trigeminal neuralgia)
- Motor neurone disease
- Trauma involving the nervous system
- Spinal cord disorders (including spinal stenosis, syringomyelia)
- Immunological disorders affecting the nervous system (including multiple sclerosis, neuromyelitis optica, autoimmune encephalitis, myasthenia gravis, polymyositis)
- Genetic disorders affecting the nervous system (including spinocerebellar ataxia, Charcot-Marie-Tooth disease)
- Infectious diseases of the central nervous system (including meningitis, encephalitis, brain abscesses)
- Paraneoplastic disorders affecting the nervous system
- Degenerative disorders affecting the nervous system

HKSH Neurology Centre

HKSH Clinical Neuroscience Centre

HKSH Neurosurgery Centre



HKSH Neurology Centre provides wide-ranging diagnostic and therapeutic services for different neurological disorders, including cerebrovascular diseases, Parkinson's disease, Alzheimer's disease, neuromuscular diseases, epilepsy, movement disorders, multiple sclerosis and headaches.



One of its major services is the Acute Stroke Activation Programme (ASAP). Hong Kong Sanatorium & Hospital is the first local private hospital to provide 24/7 hyperacute stroke service and intra-arterial thrombectomy for ischaemic stroke patients. Supported by a multidisciplinary team of specialists in emergency medicine, critical care, neuro-endovascular intervention, radiology, speech therapy, physiotherapy, clinical psychology, etc., ASAP delivers total care to acute ischaemic stroke patients with holistic treatment followed by stroke rehabilitation and secondary stroke prevention.



The programme was first launched as ASAP 1.0 to provide intravenous thrombolytic therapy to acute ischaemic stroke patients within 3 hours of onset. With the newly launched ASAP 2.0, endovascular thrombectomy treatment is also available for patients with large vessel occlusion who are considered not fit for or not responding to intravenous therapy.

The upgraded AI-enhanced cerebrovascular imaging system (RapidAI software) provides prompt and accurate information to facilitate our neurologists and neurosurgeons to decide on treatment options. Time window for treatment can also be extended to beyond 3 hours for individual cases.



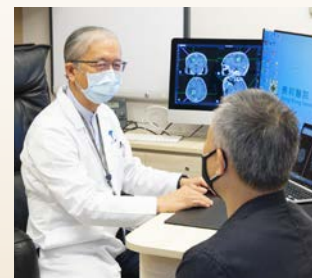
HKSH Neurosurgery Centre was opened in 2021 to provide safe, effective and comprehensive patient-centred care. With a team approach and state-of-the-art technologies, it is a centre of excellence in the field of neurosurgery in providing high standard management for different neurosurgical conditions.



Service Scope

- Brain tumour
 - Meningioma
 - Acoustic neuroma
 - Glioma
 - Metastatic tumour
 - Lymphoma
 - Pituitary tumour
 - Chordoma
 - Spinal cord tumour
- Brain aneurysm
- Brain AVM (arteriovenous malformation)
- Dural arteriovenous fistula/ Carotico-cavernous fistula
- Spinal dural arteriovenous fistula
- Carotid artery disease/ stenosis
- Intracranial arterial stenosis
- Stroke
 - Thrombectomy for acute ischaemic stroke
 - Intracerebral haemorrhage
 - Subarachnoid haemorrhage
 - Rehabilitation
- Head injury
 - Acute treatment
 - Subdural haematoma
- Hydrocephalus
- Trigeminal neuralgia / Hemifacial spasm
- Spinal stenosis
- Peripheral nerve tumour
- Spinal bifida surgery
- Stereotactic radiosurgery

Multidisciplinary meetings and collaborations are initiated regularly among neurosurgeons, neurologists, oncologists, radiologists and other specialists to encourage knowledge exchange and experience sharing.



Equipped with 3D rotational angiogram facility, the Hybrid theatre allows our surgeons to perform complex open or endovascular therapy for patients with neurovascular conditions. Intra-operative neurophysiological monitoring and neuronavigation technology are routinely used to enhance surgical safety and precision.



HKSH Neurophysiology Service

A wide range of neurophysiological examinations are conducted by well-qualified specialists, such as nerve conduction studies, neuromuscular junction studies, needle electromyography, autonomic studies, evoked potential studies and electroencephalography. These examinations are crucial to diagnosis of epilepsy, peripheral nerve and muscle disorders such as carpal tunnel syndrome, ulnar nerve and other peripheral nerve entrapment, radiculopathy, plexopathy, peripheral nerve injury, facial nerve palsy, diabetic and other forms of hereditary and acquired peripheral neuropathy, myasthenia gravis, amyotrophic lateral sclerosis, progressive muscular atrophy, polymyositis and other forms of myopathy, as well as autonomic disorders.

Contact Us

Please contact us if you have one or more of the symptoms such as sudden hearing/ vision loss, double/ blurry vision, facial paralysis or muscle twitching, nerve pain, headache, dizziness, limb weakness/numbness, vertigo or difficulty with balance while sitting or walking.

